















WSB Target Occupations List (Hot Jobs) - FY2024

Occupation Title	Projected Employment Percent Change within 10 years	Total Annual Openings	Entry Wage	Experience Wage
Construction				
🔥 Civil Engineers	14%	45	\$ 23.21	\$ 41.89
🔥 Security and Fire Alarm Systems Installers	14%	33	\$ 16.41	\$ 33.04
Operating and Other Construction Equipment Operators	16%	120	\$ 15.17	\$ 21.87
Electricians	21%	232	\$ 15.42	\$ 25.23
Plumbers, Pipefitters, and Steamfitters	21%	115	\$ 15.31	\$ 26.36
Heating, Air Conditioning, and Refrigeration Mechanics and Installers	12%	132	\$ 15.47	\$ 24.53
Defense				
Probation Officers and Correctional Treatment Specialists	13%	21	\$ 16.59	\$ 23.29
Fire Inspectors and Investigators	12%	28	\$ 16.49	\$ 22.75
Public Safety Telecommunicators	12%	27	\$ 15.67	\$ 19.75
🔥 Detectives and Criminal Investigators	14%	216	\$ 29.01	\$ 49.36
Education				
Career/Technical Education Teachers, Postsecondary	8%	30	\$ 15.91	\$ 40.19
🔥 Preschool/Kindergarten Teachers, Except Special Education	10%	59	\$ 23.52	\$ 28.73
🔥 Elementary School Teachers, Except Special Education	10%	314	\$ 23.46	\$ 28.57
🔥 Middle School Teachers, Except Special and Career/Technical Education	10%	178	\$ 23.50	\$ 28.84
🔥 Secondary School Teachers, Except Special and Career/Technical Education	11%	272	\$ 23.84	\$ 29.57
🔥 Special Education Teachers, Kindergarten and Elementary School	10%	30	\$ 24.37	\$ 28.87
🔥 Special Education Teachers, Secondary School	10%	28	\$ 23.80	\$ 28.40
Finance				
🔥 Claims Adjusters, Examiners, and Investigators	11%	22	\$ 19.49	\$ 37.86
🔥 Compliance Officers	16%	209	\$ 20.57	\$ 43.34
🔥 Accountants and Auditors	17%	193	\$ 20.75	\$ 39.42
🔥 Budget Analyst/Financial Analyst	18%	53	\$ 23.81	\$ 42.53
Loan Officers	27%	51	\$ 14.28	\$ 33.31
Human Resources				
Human Resources Specialists	17%	113	\$ 16.16	\$ 30.77
Information Technology				
🔥 Computer Systems Analysts	14%	30	\$ 26.15	\$ 45.43
🔥 Computer Network Support Specialists	10%	16	\$ 20.37	\$ 32.81
🔥 Network and Computer Systems Administrators	15%	45	\$ 26.10	\$ 43.04
🔥 Software Developers and Software Quality Assurance Analysts and Testers	29%	88	\$ 26.51	\$ 48.15
Manufacturing				
🔥 Electrical Engineers	11%	12	\$ 27.61	\$ 47.28

WSB Target Occupations List (Hot Jobs) - FY2024

 Industrial Engineers	21%	26	\$ 25.76	\$ 45.11
Industrial Machinery Mechanics	22%	54	\$ 15.72	\$ 25.89
Electrical and Electronics Repairers, Commercial and Industrial Equipment	17%	21	\$ 15.17	\$ 26.48
Mobile Heavy Equipment Mechanics, Except Engines	14%	60	\$ 17.68	\$ 26.68
Marketing				
Public Relations Specialists	25%	65	\$ 16.51	\$ 30.95
Medical and Health				
Child, Family, and School Social Workers	13%	41	\$ 16.15	\$ 25.71
Healthcare Social Workers	17%	45	\$ 16.86	\$ 30.58
Health Education Specialists	30%	26	\$ 15.69	\$ 28.65
 Occupational Health and Safety Specialists	15%	22	\$ 19.11	\$ 36.06
 Respiratory Therapists	32%	35	\$ 25.27	\$ 33.81
 Substance Abuse, Behavioral Disorder, and Mental Health Counselors	28%	51	\$ 15.11	\$ 26.27
 Registered Nurses	16%	469	\$ 27.95	\$ 40.57
 Dental Hygienists	27%	14	\$ 28.33	\$ 37.17
 Radiologic Technologists and Technicians	17%	48	\$ 23.89	\$ 33.88
 Surgical Technologists	12%	27	\$ 18.09	\$ 26.29
 Licensed Practical and Licensed Vocational Nurses	20%	196	\$ 19.27	\$ 24.81
 Medical Dosimetrists, Medical Records Specialists, and Health Technologists and Technicians	18%	112	\$ 45.53	\$ 61.20
Occupational Therapy Assistants	38%	21	\$ 18.35	\$ 34.81
Physical Therapist Assistants	38%	38	\$ 20.98	\$ 36.20
Transportation and Logistics				
 Logisticians	46%	66	\$ 19.93	\$ 38.76
Other				
General and Operations Managers	20%	513	\$ 15.80	\$ 52.94
 Management Analysts	29%	78	\$ 26.05	\$ 47.90
Paralegals and Legal Assistants	20%	51	\$ 15.88	\$ 25.11
 Operations Research Analysts	43%	19	\$ 23.10	\$ 42.95

 Hottest Occupations are in top wage quartiles & entry wages are at or above the WSB living Wage (\$17.24)

WSB Step-up Jobs List - FY2024

Occupation Title	Projected Employment Percent Change within 10 years	Total Annual Openings	Entry Wage	Experienced Wage
Construction				
Helpers--Electricians	20%	50	\$ 13.28	\$ 20.12
Welders, Cutters, Solderers, and Brazers	11%	65	\$ 14.54	\$ 23.35
Information Technology				
Computer User Support Specialists	14%	103	\$ 13.16	\$ 24.90
Manufacturing				
Bus and Truck Mechanics and Diesel Engine Specialists	16%	134	\$ 15.01	\$ 24.33
Industrial Truck and Tractor Operators	14%	239	\$ 12.17	\$ 18.07
Medical and Health				
Occupational Health and Safety Technicians	16%	16	\$ 13.20	\$ 27.06
Cardiovascular Technologists and Technicians	14%	19	\$ 13.87	\$ 27.89
Pharmacy Technicians	32%	111	\$ 13.85	\$ 18.92
Ophthalmic Medical Technicians	18%	15	\$ 13.52	\$ 17.46
Dental Assistants	32%	134	\$ 12.35	\$ 18.26
Phlebotomists	41%	78	\$ 12.35	\$ 16.45
Medical Secretaries and Administrative Assistants	19%	283	\$ 12.24	\$ 18.44
Transportation and Logistics				
Cargo and Freight Agents	21%	48	\$ 12.80	\$ 22.03
Dispatchers, Except Police, Fire, and Ambulance	17%	124	\$ 13.47	\$ 22.33
Bus Drivers, Transit and Intercity	19%	75	\$ 13.58	\$ 17.37
Heavy and Tractor-Trailer Truck Drivers	19%	1,028	\$ 11.95	\$ 25.45
Other				
Market Research Analysts and Marketing Specialists	32%	77	\$ 15.38	\$ 30.28
Social and Human Service Assistants	27%	128	\$ 13.01	\$ 19.69
Pest Control Workers	23%	22	12.1216	\$ 18.75
Real Estate Sales Agents	10%	43	12.3399	\$ 35.74

Cooling Jobs List FY24

Occupation Title	Growth Forecast 10 yrs.	Entry Wages 2022
Order Clerks	-30.4%	\$ 11.68
Advertising Sales Agents	-25.0%	\$ 11.19
Editors	-22.8%	\$ 14.02
News Analysts, Reporters, and Journalists	-20.9%	\$ 12.98
Cabinetmakers and Bench Carpenters	-19.3%	\$ 10.64
Switchboard Operators, Including Answering Service	-18.0%	\$ 9.73
Executive Secretaries and Executive Administrative Assistants, Legal Secretaries and Adminis	-15.3%	\$ 14.61
Data Entry Keyers	-12.8%	\$ 10.35
Printing Press Operators	-12.6%	\$ 11.32
Payroll and Timekeeping Clerks	-8.2%	\$ 13.81
Inspectors, Testers, Sorters, Samplers, and Weighers	-8.0%	\$ 11.09
Helpers--Production Workers	-7.2%	\$ 10.75
Sewing Machine Operators	-6.8%	\$ 8.93
Packers and Packagers, Hand	-6.8%	\$ 8.49
Brickmasons and Blockmasons	-6.3%	\$ 16.13
Tool and Die Makers	-5.6%	\$ 17.78
Medical Transcriptionists	-5.3%	\$ 9.66
Paper Goods Machine Setters, Operators, and Tenders	-4.9%	\$ 14.49
Plasterers and Stucco Masons	-1.7%	\$ 15.26
Extruding and Drawing Machine Setters, Operators, and Tenders, Metal and Plastic	-1.6%	\$ 14.03
Drywall and Ceiling Tile Installers	-1.3%	\$ 14.24
Shoe and Leather Workers and Repairers	-1.3%	\$ 9.86
Library Technicians	-1.0%	\$ 11.03
Meter Readers, Utilities	0.0%	\$ 12.32